

3.2 COMMAND CARD

VOICE CONTROL TIPS

- 1 Say "Main Menu", "Play a Game", "Teach Me Something" to navigate between the voice command sections, shown below.
- 2 Then you can say a voice command from the section that you have selected.
- 3 Speak clearly when giving a voice command. Not too fast, not too slow.

COMMAND CARD

MAIN MENU

- "ADJUST VOLUME"
- "DANCE WITH ME"
- "DO A DANCE"
- "DO KUNG FU"
- "EXERCISE"
- "GIMME FIVE"
- "GO TO SLEEP"
- "HUG ME"
- "INTRODUCE YOURSELF"
- "L.I.M. LIBRARY"
- "LIST COMMANDS"
- "PLAY A GAME"
- "RECORD L.I.M."
- "SHAKE MY HAND"
- "SYSTEMS CHECK"
- "TEACH ME SOMETHING"
- "TELL ME A JOKE"
- "TELL ME A STORY"
- "TURN AROUND"
- "LEFT TURN"
- "RIGHT TURN"
- "WALK FORWARD"
- "WALK BACKWARD"
- "WALK WITH ME"
- "WORDS OF WISDOM"

PLAY A GAME





- "5 CLUES"
- "CHARADES"
- "ROBO TRIVIA"
- "MAIN MENU"

TEACH ME SOMETHING

- "FUN FACTS"
- "ROBOT HISTORY"
- "SCIENCE"
- "HOW DO YOU WORK"
- "MAIN MENU"

SAY "MECCANOID" TO INTERRUPT HIM AT ANY TIME

BUTTON GUIDE

			
• NO • EXIT	• RECORD L.I.M.	• L.I.M. LIBRARY	• YES • SAVE

