

3.2 COMMAND CARD

VOICE CONTROL TIPS

- 1 Say "Main Menu", "Play a Game" or "Teach Me Something" to navigate between the voice command sections shown below.
- 2 Then you can say a voice command from the section that you have selected.
- 3 Speak clearly when giving a voice command. Not too fast, not too slow.

COMMAND CARD


MAIN MENU

"ADJUST VOLUME"
"DANCE WITH ME"
"DO A DANCE"
"DO KUNG FU"
"EXERCISE"
"GIMME FIVE"
"GO TO SLEEP"
"HUG ME"
"INTRODUCE YOURSELF"
"L.I.M. LIBRARY"
"LIST COMMANDS"
"PLAY A GAME"
"RECORD L.I.M."
"SHAKE MY HAND"
"SYSTEMS CHECK"
"TEACH ME SOMETHING"
"TELL ME A JOKE"
"TELL ME A STORY"
"TURN AROUND"
"LEFT TURN"
"RIGHT TURN"
"WALK FORWARD"
"WALK BACKWARD"
"WALK WITH ME"
"WORDS OF WISDOM"



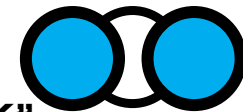
PLAY A GAME

"5 CLUES"
"CHARADES"
"ROBO TRIVIA"
"MAIN MENU"



TEACH ME SOMETHING

"FUN FACTS"
"ROBOT HISTORY"
"SCIENCE"
"HOW DO YOU WORK"
"MAIN MENU"



SAY "MECCANOID" TO INTERRUPT HIM AT ANY TIME


BUTTON GUIDE



• NO
• EXIT



• RECORD L.I.M.



• L.I.M. LIBRARY



• YES
• SAVE

